



# EVC host templates

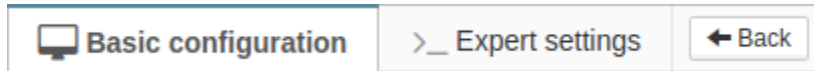
Under "Event Correlations / EVC Host templates" you will find an overview of all EVC host templates. In the header there are two buttons.

 **+ New** Link to the input form for creating a new EVC host template.











 **Filter** Offers the ability to filter the EVC host template list by name.


## New EVC host template:

The input form for creating a new host template has two tabs (Basic configuration, Expert settings) and one button in the header.



 **Back** Returns the user to the EVC host template overview (without saving).

Basic configuration		
Field name	Required Field	Description
Container		The container that will store the host template
Templatename		The name of the host template
Description		A description of the host template
Hostgroups		If hosts created from this template are to be in a host group
Notes		Comments regarding the host template
Host URL		The URL of the host template
Priority		The priority of the host template (currently has no impact)
Tags		The tags for the host template
Notification period		The period when the host template can trigger notifications
Notification interval		The period between notifications
Notification options		Sets which statuses trigger a notification
Enable active checks		If enabled, the template is actively checked or the results are transferred passively
Contact		Host template contacts
Contactgroups		The host template contact groups
Expert settings		
Checkcommand		The command for checking the host created from this template and its arguments
Check period		Period in which the host created from this template is checked
Max. number of check attempts		Maximum number of check attempts
Checkinterval		The period between checks

Retryinterval		The period between checks in the event of an error
Flap detection		Active if flap detection is activated

[+ Add new macro](#)

By using this macros can be added to the EVC host template.