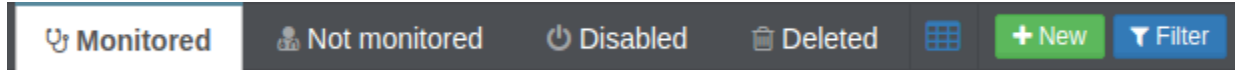




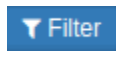
Hosts

Under "Basic Monitoring / Hosts" you will find an overview of all hosts. This contains four tabs (Monitored, Not monitored, Disabled, Deleted) as well as three buttons in the header that you can choose from.



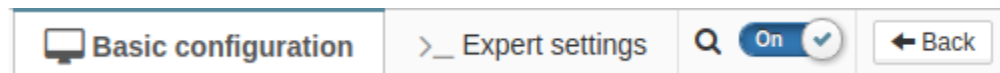
 Provides the option to hide individual table columns

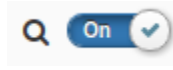
 Link to input form for creating a new host

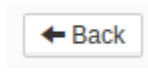
 Provides the ability to filter the host list by name, IP address, output, status, acknowledged or downtime.





New host:




The input form for creating a new host contains two tabs (Basic configuration, Expert settings) and two buttons.



 Turns the Auto DNS Lookup function on or off. This automatically tries to resolve the host name into an IP address and vice versa.

 Returns to the host overview (without saving).

Basic configuration		
Field name	Required field	Description
Container		The container in which the host will be located
Shared Containers		Container(s) in which the host should also be visible
Hosttemplate		The host templates that should be used
Host Name		The name of the host
Description		A description of the host
Address		The IP address of the host
Hostgroups		If the host is in a group
Parent hosts		If the host is assigned to parent objects
Notes		Comments regarding the host
Host URL		The URL of the host
Priority		The priority of the host (currently has no influence)
Tags		The host's tags

Satellite		If the host is monitored by the master system or a satellite
Notification period		The period of time when the host can trigger notifications
Notification interval		The period between notifications
Notification options		Sets which statuses trigger a notification
Enable active checks		If enabled, the host is actively checked or the results are transferred passively
Contact		The host's contacts
Contactgroups		The host's contact groups
Expert settings		
Checkcommand		The command for checking the host and its arguments
Check period		The period in which the host is checked.
Max. number of check attempts		The maximum number of check attempts
Checkinterval		The period between checks
Retryinterval		The period between checks in the event of an error
Flap detection		Active if flap detection is activated

The host inherits many of its settings from the selected host template. These are indicated by a chain symbol.



Setting was inherited from the host template and has not changed



Setting was inherited from the host template, but differs from the value in the template

+ Add new macro

By using this macros can be added to the host.