








Editing time periods

URL: [https://123.123.123.123/timeperiods/edit/\\$ID](https://123.123.123.123/timeperiods/edit/$ID)

Method: POST

Response: JSON

VALUE	Required for editing	Description	Type	Example
\$ID		ID for the time period	integer	1
\$TIMERANGE_ID		ID for the time range	integer	1
\$CONTAINER_ID		The container ID, 1 for default root container	integer	1
\$NAME		The name of the time period	string	"my period 1"
\$DESCRIPTION		The description of the time period	string	"my description"
\$DAY		Day of the time range: Monday => 1, Tuesday => 2, Wednesday => 3, Thursday => 4, Friday => 5, Saturday => 6, Sunday => 7	integer	1
\$START_TIME		Start time of the time range	string	08:45
\$END_TIME		End time of the time range	string	10:50

JSON to edit a time period via REST API

```
"data": {
  "Timeperiod": {
    "container_id": $CONTAINER_ID,
    "id": $ID,
    "name": "$NAME",
    "description": "$DESCRIPTION",
  },
  "Timerange": {
    0: {
      "id": $TIMERANGE_ID,
      "day": $DAY,
      "start": $START_TIME,
      "end": $END_TIME
    }
  }
}
```